

# TITAN

Series



Titan shown with optional bonded windows.

## The Mighty Titan

The mighty Titan payload is a quiet, comfortable, durable steel frame ride for tour and coach operations, transit routes, or shuttle services. With a full range of floor plans for up to 45 passengers, the Titan is versatile, economical and flexible to suit a wide variety of applications in your fleet. If ADA equipment is required, a wide range of wheelchair lifts, tie-down restraints and floor plans are also available. Built with a powerful Duramax 6.6 liter Diesel\* engine and rugged Allison Transmission, this model delivers durability and strength. When the application calls for quality, customization and reliability, Glaval Delivers! (\* An 8.1 liter gas engine is also available.)

### Specifications

Exterior Height	121"
Exterior Width	96"
Exterior Length w/Std. Bumper	27'-39'
Interior Height	78"
Interior Width	92"
Wheelbase	183"-272"
Aisle Width	18"
Clear Door Opening	30"
Floor Height From Ground	36-3/4"
Step Height from Ground	12-1/2"
Step Riser – 1st	9.00
Step Riser – 2nd	9.00
Step Riser – 3rd	9.00
Step Tread – 1st	10.00
Step Tread – 2nd	10.00
Step Tread – 3rd	10.00
Step Width – 30" Door	34"
GVWR	17,500/19,500/26,000
Front Axle GAWR	7,000/8,000
Rear Axle GAWR	13,500/19,500

**"Steel-Safe"** construction wraps passengers in strength and comfort. The subfloor of welded square tube steel is covered with 5/8" pressure-treated MarineTech plywood. A

**Altoona  
Tested**

10 Years/350,000 Miles

welded steel cage frame is filled with solid-block dense foam insulation and laminated to a galvalneal steel exterior skin and an interior wall of vinyl-

covered lauan for the side and rear walls that give you the durability and strength you need. Glaval buses have a 5 year/100,000 mile limited warranty.

**Glaval Bus**  
A Division Of Forest River, Inc.



Specifications subject to change without notice

## Standard Features

### Chassis

- 60 Gallon Fuel Tank
- Alternators
  - Diesel - Dual 150 Amp
  - Gas - Dual 105 Amp
- Automotive Air
- Speed Control
- OEM Dual Batteries w/ OEM Slide-Out Tray
- Dual Electric Horns
- 1000 PTS Allison Transmission on 19,500 GVWR

- 2200 PTS Allison Transmission on 26,000 GVWR
- Auto Engine Alarm Shutdown
- Front & Rear Disc Brakes
- Front Chrome Bumper
- Quad Headlights
- Intermittent Wipers
- Power Steering
- Radial 225/70R x 19.5F
- Radial 245/70R x 19.5F
- Rear Stabilizer Bar
- Super Cooling Package

- Tilt Steering Wheel
- OEM Driver's Seat
- White Exterior
- Fast Idle (Gas & Diesel)
- Engine Block Heater (Diesel Only)
- OEM Driver Side Running Board w/Mud Shield
- Tilt Front Hood
- Remote Exterior Sideview Mirrors

## Conversion Features

- "Steel-Safe" Constructed Floor, Roof & Sidewalls
- Steel Floor Frame
- Galvanized Steel Stepwell
- 5/8" Treated Plywood Flooring
- Gray Koroseal Commercial Flooring w/Ribbed Aisle Cove Molding
- Vacuum Laminated Construction, Side and Rear
- Fiberglass Front Cap

- Fiberglass Composite Roof
- T-Slide Windows
- Full View Curb Window
- 30" Electric Aluminum Double Door
- Electric Panel w/Circuit Breakers
- Stepwell Lights
- Vinyl Covered Luan Ceiling & Interior Sidewalls
- Track Seating

- Curbside Entrance Modesty Panel & Stanchion
- AM/FM/Cassette/CD Stereo w/8 Speakers
- Rear Center Brake Light
- Rear Mud Shield
- Steel Rear Bumper (Powder Coated)
- Window Drip Rails
- Rub Rails
- White Exterior

- Foamed In-place Roof Insulation
- Front End Alignment (Toe In, Toe Out)
- Complete Under-Coating
- Side Directional Lights
- Flat Floor
- Locking Fuel Door

## Popular Options

### Chassis

- Airporter Style Cab
- Exhaust Streetside
- Hour Meter
- Hubodometer
- Jack and Lug Wrench
- Rear Air Suspension
- Mor-Ryde Front Suspension
- Mor-Ryde Rear Suspension
- Rear Step Bumper
- Romeo Rim Bumper (Rear)
- Spare Tire
- Stainless Steel Wheel Inserts
- Telma Retarder
- Rear Tow Hooks
- Exhaust, Rear
- Anti-Ride Bumper
- Chrome Exhaust Deflector

- TV/VCP or DVD Package
- Premium Entertainment Package

### Exterior

- Electric Door, 40" w/Ext. Key Switch
- Door, 40" Electric Entry
- Door, Rear Exit without Window
- Door, Rear Exit w/1 Window
- Door, Rear Exit w/2 Windows
- Painted, Galvanneal Steel Skin Roof
- Stepwell, Stainless Steel
- Underbelly Steel
- Galvanized, All Structure
- Bonded Windows w/Full Blackout Paint

- Lift Package, Braun Rear\*
- Lift Package, Braun Vista
- Lift Package, Ricon Front\*
- Lift Package, Ricon Rear\*
- Lift Package, Ricon Klear View\*

\*Includes: Single Door; Lift; Park Interlock; ADA Signs; Door Activated Lift and Entrance Lighting, Rear Exhaust (Rear or Roadside Exhaust Required on Rear Lift Models.)

### Safety

- Backup Alarm
- Escape Hatch, Standard
- Escape Hatch, Deluxe
- Exit Window Alarm
- Hand Rail, Entrance (Right Hand)
- Hand Rails, Overhead
- Mirror, Cross View
- Mirror, Interior (6"x16")
- Triangles
- Additional Emergency Egress Window
- Fresnal Lens
- Safety Package: Extinguisher; FA Kit; Triangles; Backup Alarm
- Manual Seat Belts
- Retractable Seat Belts
- Underseat Retractable Seat Belts

### Exterior Paint

- Custom Paint/Custom Graphic
- Painted Wheel Rims
- Various Graphics Packages
- Std. Blackout Windows
- Full Blackout Windows
- Painted Skirt

### Paratransit

- ADA Lighting (Lift and Door)
- ADA Signs
- Double Doors
- Belt Storage Box
- Interlock System
- Padding Kit
- Surelok Tiedowns
- Surelok Retractor System
- Q-Straint Tiedowns
- Q-Straint Retractor System
- Lift Package, Braun Front\*

### Climate Control

- 93,000 - 102,000 BTU Air Conditioning - Carrier
- 35,000 BTU Heater
- 65,000 BTU Heater
- Ducted Air System
- Wall Mounted Heater
- Webasto Heater

### Electrical

- Defrost Fan
- Destination Sign, Single
- Destination Sign, Multiple
- Dome Lights, Door Activated
- Door Ajar Buzzer and Light
- 8D Battery w/Slide-Out Tray
- PA System
- 12 Volt Interior Lighting
- 12V Fluorescent Light
- Additional Speakers
- Two-Way Radio Prep

# Glaval Bus

A Division Of Forest River, Inc.

914 CR 1 • Elkhart, IN 46514

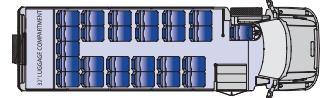
800-445-2825 • Fax: 574-264-4259

www.glavalbus.com

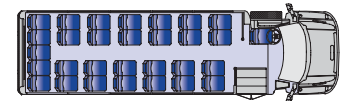


# TITAN

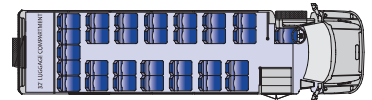
Series



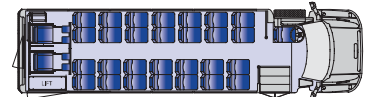
25 passengers plus driver, w/secure rear cargo area.



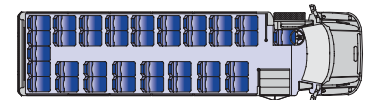
29 passengers plus driver.




29 passengers plus driver, w/secure rear cargo area.



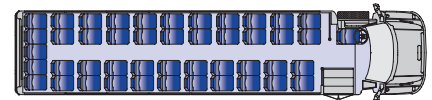
28 passengers plus 2 wheelchairs and driver.



35 passengers plus driver.



40 passengers plus driver, w/secure rear cargo area.



45 passengers plus driver.

Floor plans shown are only a few of the designs available.

Due to continuous improvement and market changes, specifications and options subject to change without notice.

Your Glaval Bus Dealer: