

Classic Coach



Elegance in Motion



GENERAL COACH

America, Inc.

Thor Industries Commercial Bus Division

Elegance is



◀ You are guaranteed an elegant ride in a Classic Coach.



▲ Padded window covers give the Classic Coach not only a plush look, but a quiet ride.

▼ 1½" by 1½" Steelguard® construction for superior durability.



▼ Convenient exterior storage drawers lock for security.



▲ Roomy parcel racks give the Classic Coach its deluxe appearance.



▲ Drivers enjoy accessible and easy-to-use controls and storage compartments.

n Motion



▲ Plug-style entry door provides room for easy passenger entry.

▶ Our many audio/visual packages allow you to personalize your own system with flat screen TVs, DVD players, and more.



▼ The Classic Coach's rear cap provides distinction with no exposed hinges.



▶ Seamless windows provide sleek, elegant lines to the exterior of the Classic Coach.





Specifications GM5500

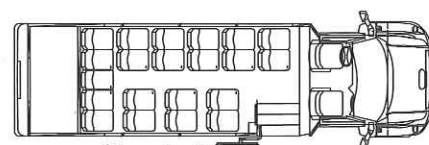
MODELS	CC28	CC31	CC33	CC35	CC38
GVWR	19500	22000	22000	26000	26000
Length	29'3"	32'7"	34'7"	36'1"	39'6"
Passengers					
w/ rear luggage	21	27	27	31	35
w/o rear luggage	25	31	31	35	39
Wheelbase	213.5"	233"	233"	259"	272"
Exterior height	118"	118"	118"	118"	118"
Exterior width	96"	96"	96"	96"	96"
Ground to first step	12"	12"	12"	12"	12"

Features

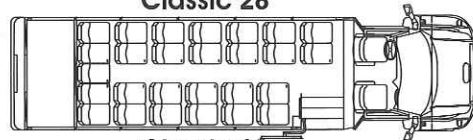
- Built on the best value GMT-560 chassis
- Gas and diesel engines available
- Allison transmission
- OEM heated remote mirrors
- Single leaf plug style entrance door
- Distinctively styled, molded fiberglass exterior
- 40" rear carpeted luggage area w/automotive style cargo door w/automatic electric step
- LED marker lights
- Coach-style interior strip lighting
- Steelguard® construction with 1½" x 1½" steel cage structure for superior durability
- Fiberglass step covers
- Large full-length solid windows

Popular Options

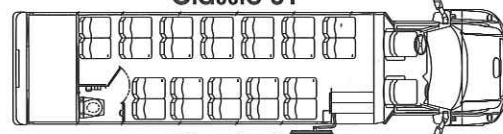
- Full bonded frameless windows
- Overhead parcel racks with reading lights
- Under-floor pull out luggage trays – 48"-72"
- Roof mounted ducted HVAC system
- Audio-video packages
- Coach seating
- Custom paint and graphic designs available



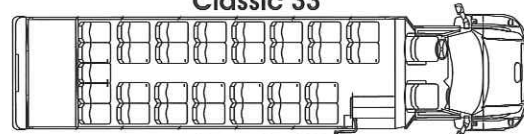
Classic 28



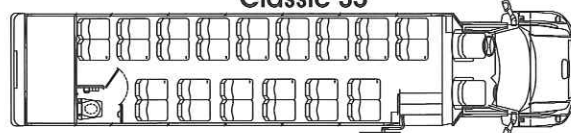
Classic 31



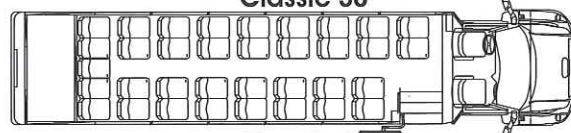
Classic 33



Classic 35



Classic 38



Classic 38



Classic 38

General Coach America, Inc. reserves the right to make changes at anytime on price, colors, materials, equipment, design specifications and models. Dealers will provide up-to-date specifications and options available at an extra cost.



GENERAL COACH
America, Inc.

Thor Industries Commercial Bus Division

275 Graham Road

Imlay City, MI 48444

Phone: 800.331.5761

www.generalcoachamerica.com